



UPG
STAY POWERED®

Sealed Lead-Acid Battery

Absorbent Glass Mat (AGM) technology for superior performance. Valve regulated, spill proof construction allows safe operation in any position. Approved for transport by air, D.O.T., I.A.T.A., F.A.A. and C.A.B. certified. U.L. recognized under file number MH 20567.

UPG No. 45791

UB1208

Maintenance-Free

Specification

Nominal Voltage	12 volts		
Nominal Capacity	77° F (25° C)		
20-hr. (0.04A)	0.80 Ah		
10-hr. (0.074A)	0.74 Ah		
5-hr. (0.136A)	0.68 Ah		
1-hr. (0.48A)	0.48 Ah		
Approximate Weight	0.75 lbs (0.3 kgs)		
Internal Resistance (approx.)	200mΩ		
Shelf Life (% of normal capacity at 77° F (25° C))			
3 Months	6 Months	12 Months	
91%	82%	64%	
Temperature Dependency of Capacity (20 hour rate)			
104° F	77° F	32° F	5° F
102%	100%	85%	65%



Charge Method (Constant Voltage)

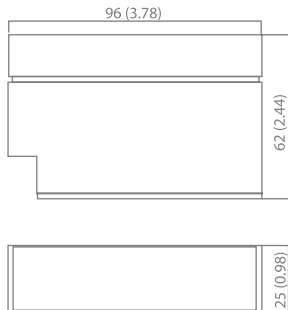
Cycle Use (Repeating Use)

Initial Current	0.24A or smaller
Control Voltage	7.25 - 7.45 V

Float Use

Control Voltage	6.80 - 6.90 V
-----------------	---------------

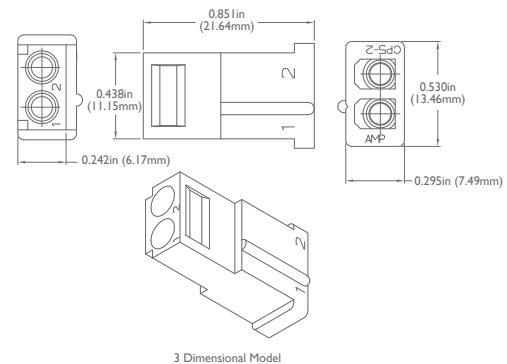
Physical Dimensions: in (mm)



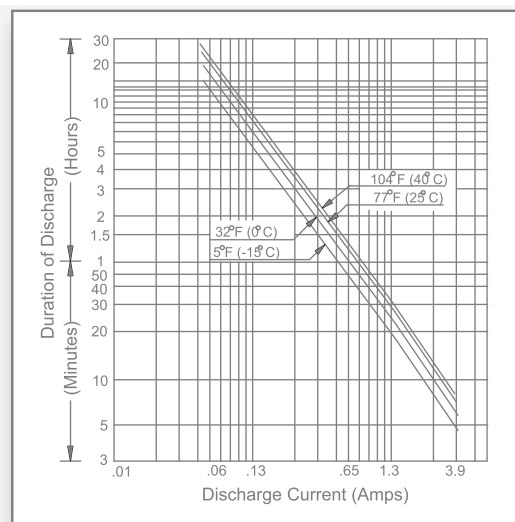
L: 3.78in (96.0 mm)
W: 0.98in (24.9 mm)
H: 2.44in (62.0 mm)
TH: 2.44in (32.0 mm)

Tolerances are +/- 0.04 in. (+/- 1mm) and +/- 0.08 in. (+/- 2mm) for height dimensions. All data subject to change without notice.

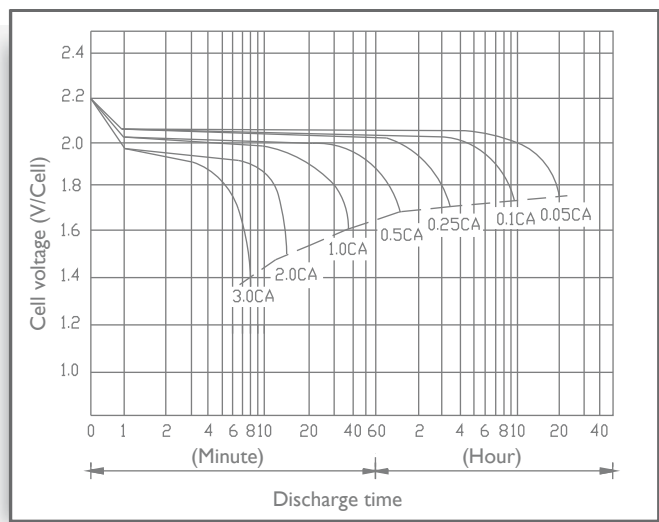
Terminals



Discharge Time vs. Discharge Current



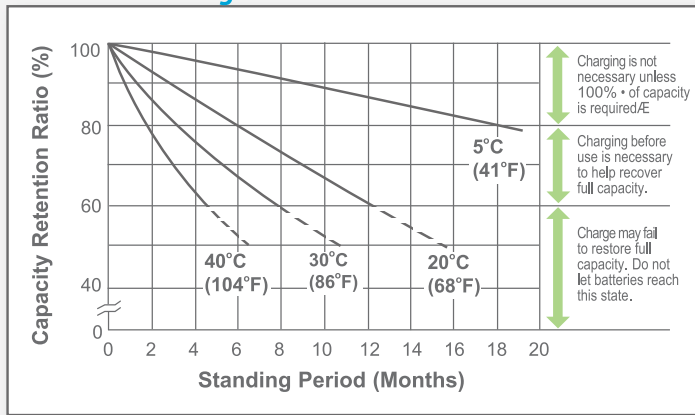
Discharge Characteristics



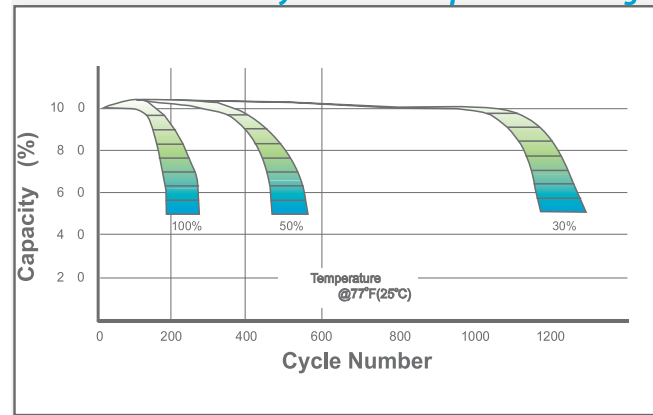
UB1208

Maintenance-Free

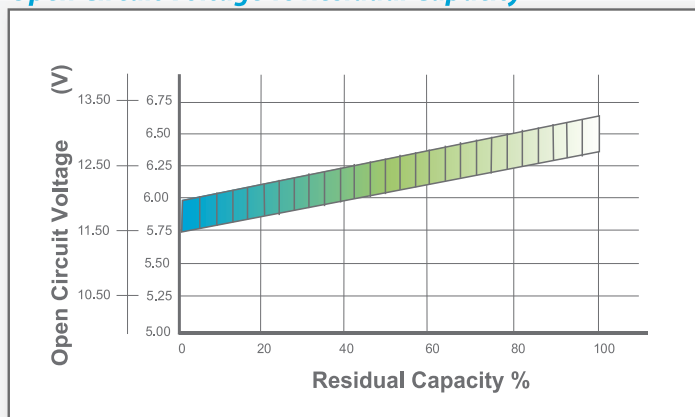
Shelf Life & Storage



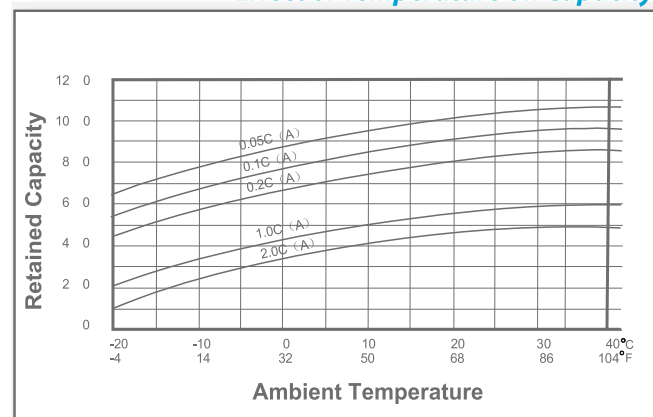
Cycle Life vs Depth of Discharge



Open Circuit Voltage vs Residual Capacity



Effect of Temperature on Capacity



Charge Current & Final Discharge Voltage

Application	Charge Voltage(V/Cell)			Max.Charge Current	Final Discharge Voltage V/Cell	1.75	1.70	1.60	1.30
	Temperature	Set Point	Allowable Range						
Cycle Use	25°C(77°F)	2.45	2.40~2.48	.30C	Discharge Current(A)	0.2C<(A)	0.2C<(A)<0.5C	0.5C<(A)<1.0C	(A)>1.0C
Standby	25°C(77°F)	2.3	2.27~2.30						



Let UPG Power Your Life.

www.upgi.com